

## **Analysis of FCRA Registered organizations for the year 2007-08**

Foreign contribution is regulated under the provisions of the Foreign Contribution (Regulation) Act, 1976. This act came into force from 5<sup>th</sup> August, 1976 to regulate and ensure that the receipts & utilization of foreign contribution by institutions, associations & other voluntary organizations. The primary purpose of this act is to ensure that foreign contribution is utilized for bonafide activities without compromising on concern for national security.

An association with a definite cultural, economic, educational, religious or social programme can accept foreign contribution either by obtaining registration or prior permission from the Central Government under the Foreign Contribution (Regulation) Act. Such associations are required to submit audited annual accounts in the prescribed FC-3 form to the Central Government within nine months of the closure of the financial year i.e. by the 31<sup>st</sup> December of the subsequent financial year.

This analysis of FCRA contribution may not reflect the complete picture of foreign contribution received in the country during the year but provides information about the foreign contribution received by Associations, which have reported the receipt and utilization of foreign contribution.

### **Salient features of the analysis :-**

- A total number of **34803 associations** have been registered under the FCRA Act upto 31<sup>st</sup> March, 2008.
- During the year 2007-08, 866 associations were granted registration.
- During the year 2007-08, 367 associations were granted Prior permission.
- **18796 associations** have filed the FCRA Return & reported a total receipt of foreign contribution of an amount of **Rs. 9663.46 Crore**.
- 16007 associations have not filed the FCRA return.
- Among the States and Union Territories, the highest receipt of foreign contribution was reported by **Delhi (Rs. 1,716.57 crore)**, followed by **Tamil Nadu (Rs 1,670.93 crore)** and **Andhra Pradesh (Rs 1,167.21 crore)**
- The list of donor countries is headed by the **USA (Rs.2,928.30 crore)** followed by **UK (Rs. 1,268.59 crore)** and **Germany (Rs. 971.02 crore)**
- The list of foreign donors is topped by World Vision International, USA (**Rs.578.49 crore**) followed by Fundacion Vicente Ferrer, Barcelona, Spain (**Rs. 406.37 crore**) and Gospel For Asia Inc, USA (**Rs. 365.37 crore**)

- Among the associations, the highest amount of foreign contribution was received by **World Vision of India, Chennai, Tamil Nadu (Rs. 211.62 crore)**, followed by **Rural Development Trust, Ananthapur, A.P. (Rs.124.79 crore)** and **Believers Church India, Pathanamthitta, Kerala (Rs. 101.68 crore)**
- The highest amount of foreign contribution was received and utilized for Establishment Expenses (**Rs 3,421.95 crore**)), followed by Rural Development (Rs **1,781.38 crore**), Relief/Rehabilitation of victims of natural calamities (Rs **1,689.08 crore**), Welfare of Children (**Rs 1,333.40 crore**) and Construction and Maintenance of school/college (**Rs 1,286.47 crore**)
- Annual accounts and FC-3 returns of **733** associations were scrutinized and **33** associations were inspected u/s 14 of FCRA by the officers of Ministry of Home Affairs for verification of the books of accounts & records of the associations.

### **FCRA on-line**

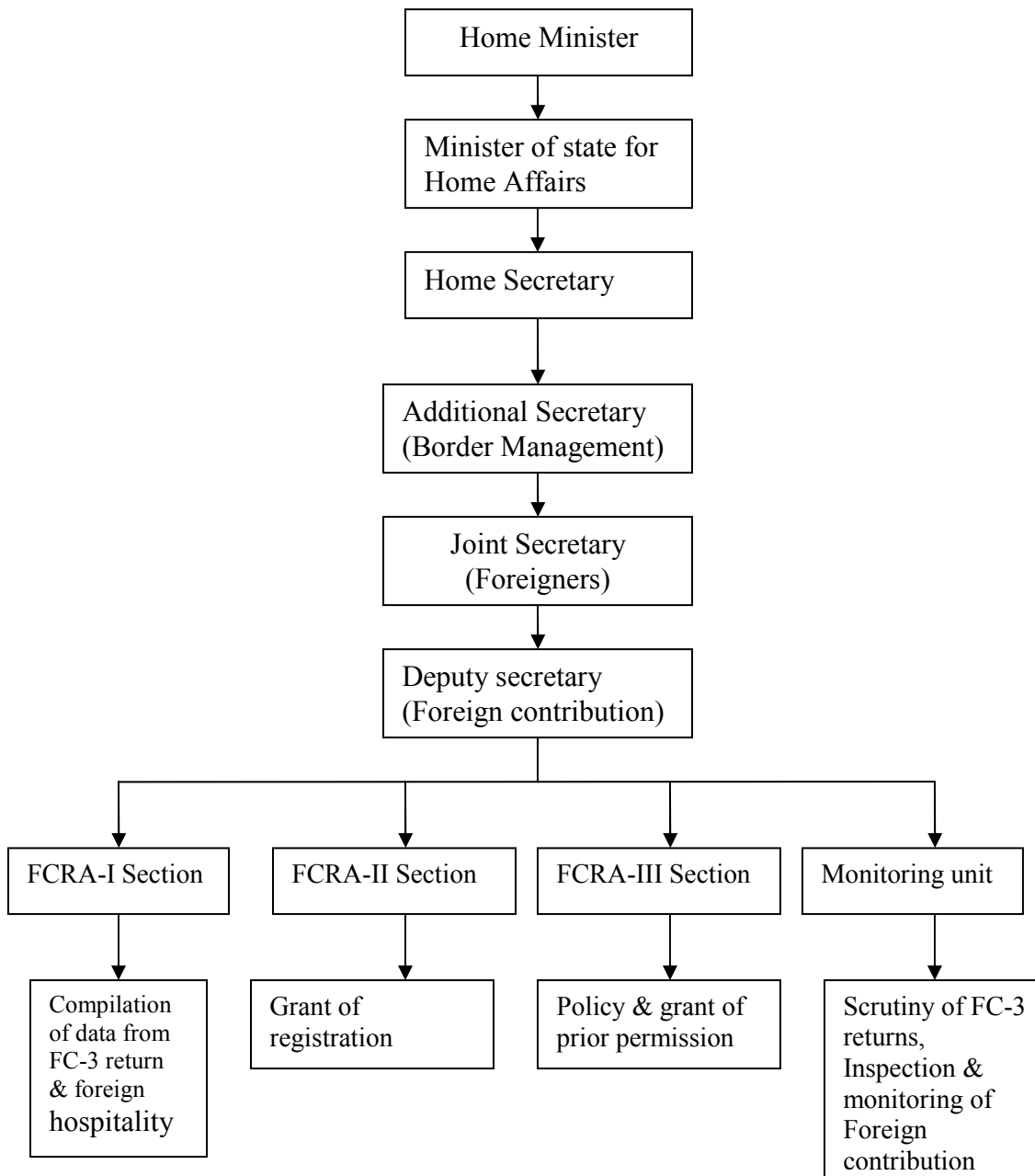
FCRA online services were introduced on **29.09.2006** to put in place a user-friendly system and bring in more transparency, accountability, and effectiveness in the functioning of FCRA Wing. This facility initially had the provision for online submission of applications for grant of registration and filing of annual FC-3 returns relating to receipt and utilization of foreign contribution. On **12.11.2007**, the on-line facility was extended for filing applications seeking prior permission.

Presently, the following facilities are available on FCRA On-line to facilitate the associations:

- On-line filing of the applications for registration
- On-line filing of the applications for prior permission
- On-line filing of the statutory annual FC-3 returns relating to receipt and utilization of foreign contribution
- On-line status enquiry
- Uploading of approval letters communicating registration/prior permission

### **Organizational structure of FCRA Wing**

The FCRA Wing is a part of the Foreigners Division in the Ministry of Home Affairs. The Joint Secretary (Foreigners) is the Head of the Division and he reports to Additional Secretary (Border Management). The organizational structure of the FCRA Wing within the overall administrative hierarchy of Ministry of Home Affairs is given below :-

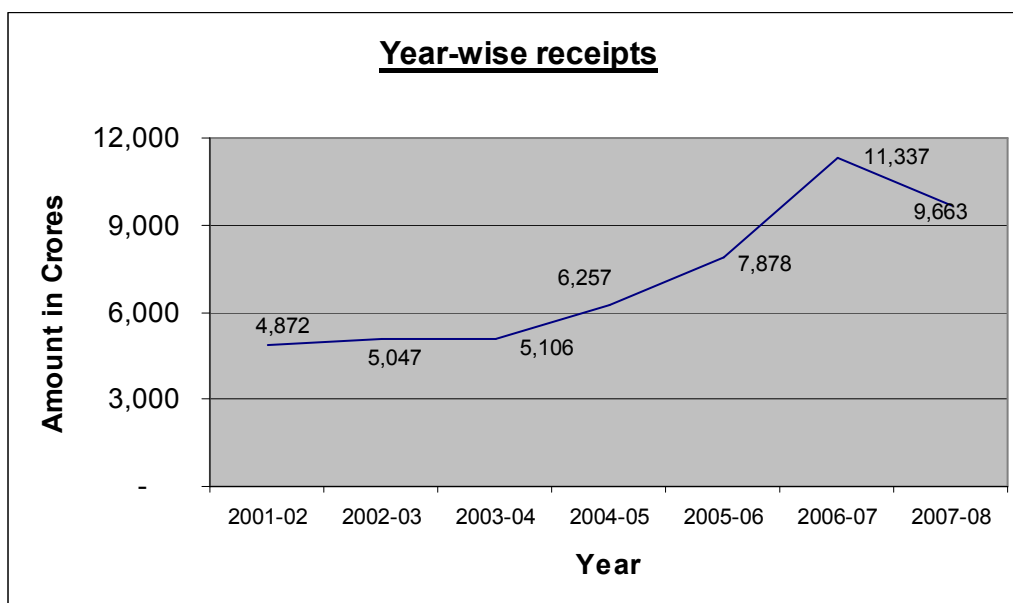


## Detailed analysis of FCRA contribution for the year 2007-08

### A.) Year-wise receipt of Foreign contribution

Year	Amount in Crores	% increase over previous year
2001-02	4,872	7.42
2002-03	5,047	3.58
2003-04	5,106	1.17
2004-05	6,257	22.55
2005-06	7,878	25.91
2006-07	11,337	43.91
2007-08	9,663	(14.76)

Amount is rounded off in nearest crore.



## **B.) Organizations with respect to amount received**

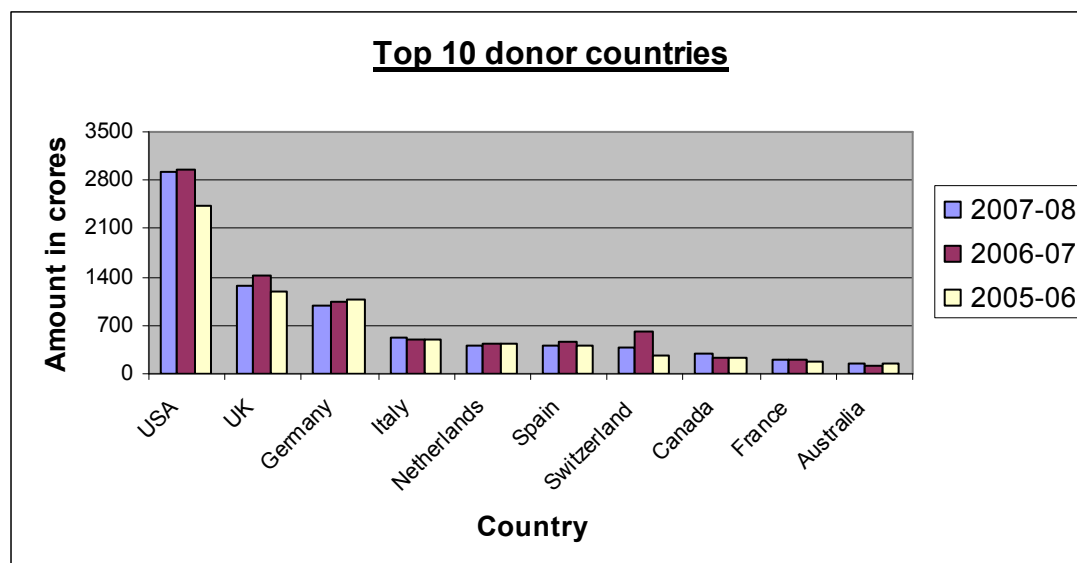
<b>Amount Received</b>	<b>Number of organizations</b>
> 10 Crore	129
5-10 Crore	167
1-5 Crore	1399
< 1 Crore	10119
Nil	6982

## **C.) Top 10 donor countries**

Amount in Crores

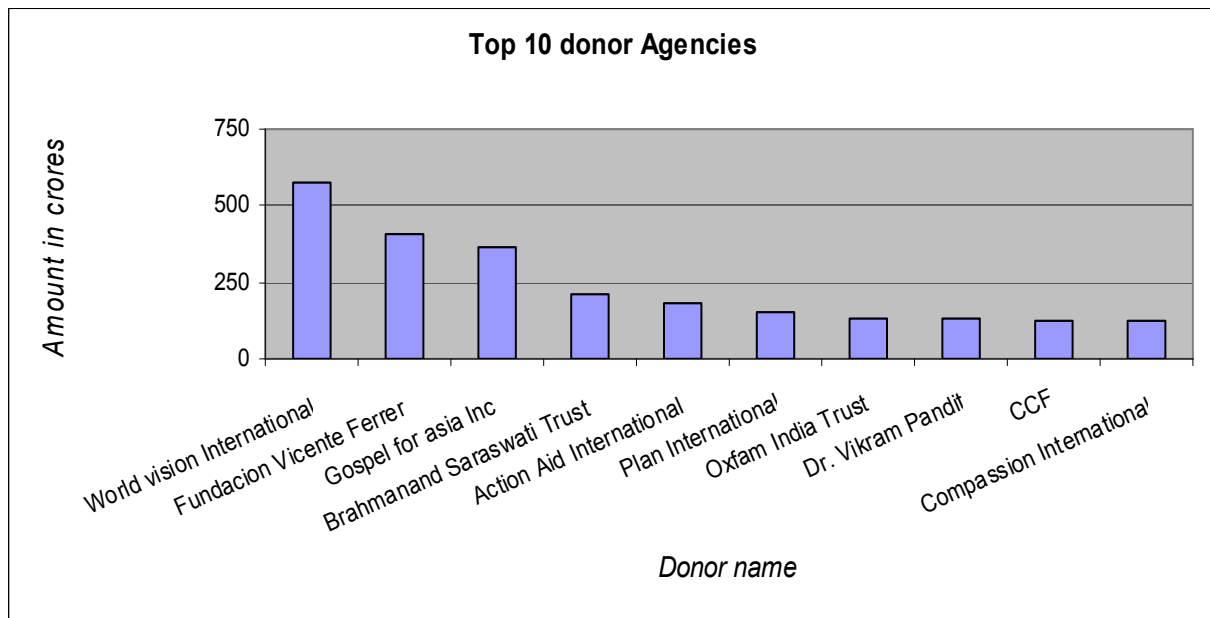
<b>Sl. No.</b>	<b>Country</b>	<b>2007-08</b>	<b>2006-07</b>	<b>2005-06</b>
1	USA	2928	2949	2426
2	UK	1269	1428	1181
3	Germany	971	1033	1062
4	Italy	515	488	500
5	Netherlands	414	448	446
6	Spain	401	465	402
7	Switzerland	364	606	271
8	Canada	276	230	232
9	France	196	210	184
10	Australia	138	115	148

Amount is rounded off in nearest crore.



**D.) Top 10 donor agencies**

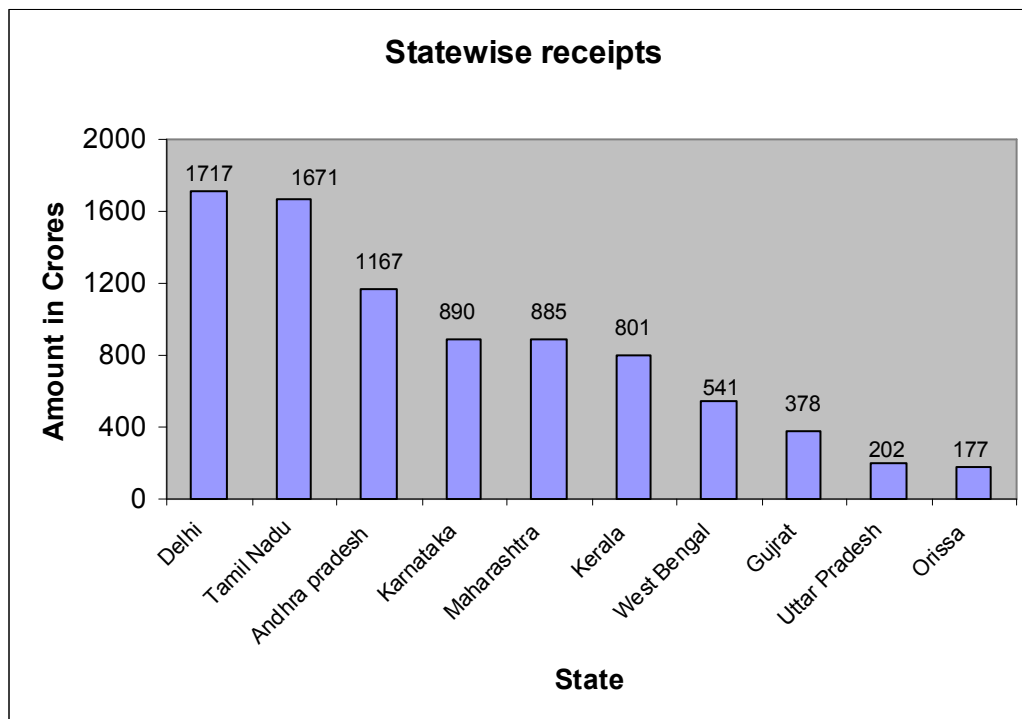
Sl. No.	Donor's name & country	Country	Amount in crores
1	World vision International	USA	578.49
2	Fundacion Vicente Ferrer	Spain	406.37
3	Gospel for asia Inc	USA	365.37
4	Brahmanand Saraswati Trust	UK	208.57
5	Action Aid International	UK	184.15
6	Plan International	USA	152.38
7	Oxfam India Trust	UK	133.17
8	Dr. Vikram Pandit	USA	132.77
9	CCF	USA	127.34
10	Compassion International	USA	120.84



### E.) Receipt of funds in top 10 states

Sl. No.	State	Amount recd (In Crores)
1	Delhi	1717
2	Tamil Nadu	1671
3	Andhra pradesh	1167
4	Karnataka	890
5	Maharashtra	885
6	Kerala	801
7	West Bengal	541
8	Gujrat	378
9	Uttar Pradesh	202
10	Orissa	177

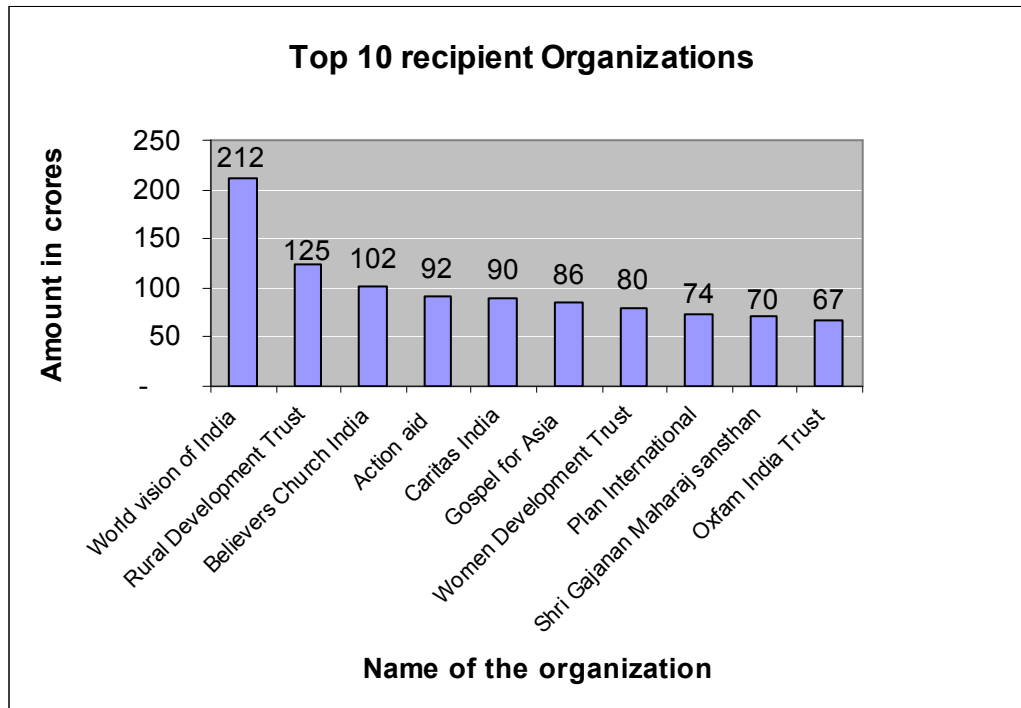
Amount is rounded off in nearest crore.



**F.) Top 10 Recipient Associations :-**

Sl. No.	Name of the Association	State	Amount recd (In Crores)
1	World Vision of India	Tamil Nadu	212
2	Rural Development Trust	A.P.	125
3	Believers Church India	Kerala	102
4	Action aid	Karnataka	92
5	Caritas India	Delhi	90
6	Gospel for Asia	Kerela	86
7	Women Development Trust	A.P.	80
8	Plan International	Delhi	74
9	Shri Gajanan Maharaj sansthan	Maharashtra	70
10	Oxfam India Trust	Delhi	67

Amount is rounded off in nearest crore.



**G.) Receipt of Foreign contribution towards major 15 purposes**

<b>Sl. No.</b>	<b>Purpose</b>	<b>Amount in Crore</b>
1	Establishment Expenses	3,421.95
2	Rural Development	1,781.38
3	Relief of victims of natural calamities	1,689.08
4	Welfare of Children	1,333.40
5	Construction and maintenance of school/college	1,286.47
6	Grant of scholarship to poor/deserving children	719.02
7	AIDS Awareness, Treatment and rehabilitation	708.41
8	Construction/Running of hospital/dispensary/clinic.	655.98
9	Construction/ Running of hostel for poor students.	608.03
10	Welfare of the orphans	593.31
11	Research	555.20
12	Construction/Repair/ Maintenance of places of worship	487.45
13	Religious school/education of priests/ preachers	427.54
14	Maintenance of priests/ preachers/other religious functionaries	409.85
15	Treatment/Rehabilitation of persons suffering from leprosy	406.11

*Compiled by:- Anil Goel, CAF India*

Source- FCRA Department, Ministry of Home Affairs